



NATIONAL INSTITUTE OF AYURVEDA

NIA EXAM Student Guide

<https://nia-jaipur.org>

Version : 1.0

Registration / पंजीकरण



राष्ट्रीय आयुर्वेद संस्थान

मानद विश्वविद्यालय (डी. नोवो) | आयुष मंत्रालय, भारत सरकार
NATIONAL INSTITUTE OF AYURVEDA (Deemed to be University)



Registration / पंजीकरण



Login / लॉग इन करें

Online Examination System

NIA ONLINE EXAMINATION PORTAL

एनआईए ऑनलाइन परीक्षा पोर्टल

Click here to Registration



हाईलाइन संपर्क नंबर: 9660521400 | समय (सुबह 10:00 ब)



Announcements

घोषणाएं


Live Updates

- Admit Cards for Pachkarma March 2026 Examinations Are Now Live
2 mins ago
- Admit Cards for BAMS 1st Prof. March 2026 Examinations Are Now Live
1 hour ago

NEW

NEW

Registration / पंजीकरण



राष्ट्रीय आयुर्वेद संस्थान
National Institute of Ayurveda (Deemed to be University)

New Registration

Student Registration

Student Registration / Create your account

- Select College, Program & Course
- Fill Complete Application Form
- Upload Documents Securely
- Pay Application Fee Online
- Track Application Status

Secure & Encrypted Registration

Already have an account? [Login here](#)

Create Account

नया खाता बनाएं / Fill all required fields

Academic Details

COLLEGE / कॉलेज *

-- Select College --

PROGRAM / प्रोग्राम *

-- Select Program --

COURSE / कोर्स *

-- Select Course --

Account Details

FULL NAME *

Your full name (letters only)

MOBILE NUMBER *

dinesh01@g

Send OTP

Fill Your Registration Details

Registration / पंजीकरण

Create Account

सब खाली बनाएँ / Fill all required fields

Academic Details

COLLEGE / कॉलेज *

NIA JAIPUR (NIA JAIPUR) ▼

PROGRAM / प्रोग्राम *

Certificate ▼

COURSE / कोर्स *

Panchkarma Technician ▼

Account Details

FULL NAME *

arpit

MOBILE NUMBER *

5346545454 Resend in 21s

ENTER OTP *

123456 Verify

OTP valid for 5 minutes

Create Account

By registering, you agree to our Terms of Service and Privacy Policy

Create Account

सब खाली बनाएँ / Fill all required fields

Academic Details

COLLEGE / कॉलेज *

NIA JAIPUR (NIA JAIPUR) ▼

PROGRAM / प्रोग्राम *

Certificate ▼

COURSE / कोर्स *

Panchkarma Technician ▼

Account Details

FULL NAME *

arpit

MOBILE NUMBER *

5346545454 Send OTP

Mobile number verified successfully!

SET LOGIN CREDENTIALS

EMAIL ADDRESS *

you@example.com

PASSWORD *

CONFIRM PASSWORD *


Re-enter password

Create Account

By registering, you agree to our Terms of Service and Privacy Policy

Create Your Account


Enter Login Details


 Important Information

Login Instructions

Please read carefully before proceeding

- 1 Enter your valid **username** and **password** provided by the university.
- 2 Official website URL: <https://niajaipur.org>
- 3 Keep your login credentials confidential. Never share with anyone.
- 4 For technical assistance, contact Examination Cell: **9660521400**

 Secure SSL Encrypted Connection



Welcome Back!


विद्यार्थी लॉगिन / Student Login
Login to access your examination portal

Username *


Password *

[Forgot user](#)

[Forgot password?](#)

 **LOGIN**

Don't have an account? [Register here](#)

 Need help? Call: **9660521400** (10 AM - 6 PM)

Fill Your Email and password For Login

Dashboard View

The screenshot displays the NIA Portal dashboard for a user named Pradeep Chaudhary. The interface is divided into a left sidebar and a main content area. The sidebar contains the user's name, a main menu with 'Dashboard' selected, and sections for 'FORMS' (Exam Form, Enrollment Form) and 'DOCUMENTS' (Preview, Download Admit Card, Logout). The main content area features a header with 'Dashboard' and 'Welcome to your student portal', along with buttons for 'Exam Form' and 'Admit Card'. Below the header are four status cards: 'Exam Form Checking...', 'Enrollment Open', 'Admit Card Not ready', and 'Exam Date Mar 2026'. A second row of cards shows 'Exam Form' (locked), 'Enrollment Form' (open), and 'Preview Details' (with an arrow pointing to a blue callout box). The 'Preview Details' card includes instructions to review submitted information and a 'Preview' link. At the bottom, an 'Important Notices' section lists key dates and instructions, such as the last exam form submission date of 15 April 2026 and the availability of admit cards for M.Sc & BAMS March 2026.

NIA Portal
राष्ट्रीय आयुर्वेद संस्थान

Pradeep Chaudhary

MAIN MENU

- Dashboard

FORMS

- Exam Form **LOCKED**
- Enrollment Form

DOCUMENTS

- Preview
- Download Admit Card
- Logout

Dashboard
Welcome to your student portal

Exam Form Admit Card

Exam Form Checking... Enrollment Open Admit Card Not ready Exam Date Mar 2026

Exam Form **LOCKED**
Complete your Enrollment Form first to unlock exam registration.
Locked →

Enrollment Form **OPEN**
Complete your 6-step enrollment form and submit application fee of ₹500.
Start →

Preview Details
Review all your submitted information before final confirmation.
Preview →

After Successful Login Dashboard View

Important Notices

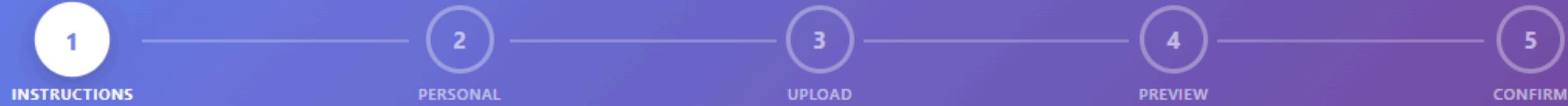
- Last date for exam form submission: **15 April 2026**
- Upload passport photo & signature before submitting exam form.
- Admit cards for M.Sc & BAMS March 2026 are now available.
- Ensure your ABC ID (DigiLocker) is updated before form submission.

Instructions

Enrollment Form
6-step admission application

Exam Form

Admit Card



i Instructions / निर्देश

1. कृपया आवेदन पत्र भरने से पूर्व दिशा निर्देश, Notification, Fees schedule, College List एवं University website का अवलोकन करें।
2. Application process will be regarded as complete only when the form has been submitted successfully. आवेदन प्रक्रिया तभी पूरी मानी जाएगी जब फॉर्म सफलतापूर्वक सबमिट हो जाएगा।

Please read all instructions before proceeding

! Complete all 5 steps carefully. Your information will be saved at each step.

- ✓ Fill all personal details accurately in **Step 2**
- ✓ Upload **required documents** in Step 3: Photo, Signature, Previous Marksheet, and Aadhaar Card (Indian students) or Passport (Foreign students)
- ✓ Accepted formats: **JPG, PNG, PDF** (Max 5MB each)
- ✓ Review all information in **Step 4 (Preview)** before submitting
- ✓ An **Enrollment Number** will be generated automatically after successful submission
- ✓ Ensure stable internet connection throughout

Start Application →

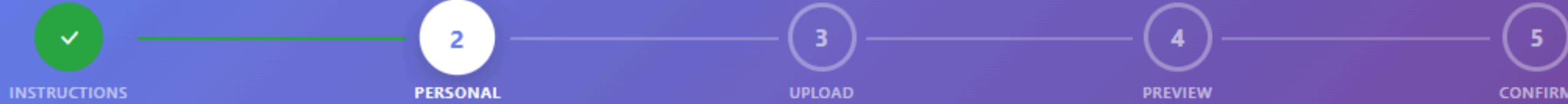
Instructions Window

Fill Application Form

Enrollment Form
6-step admission application

Exam Form

Admit Card



Personal Details / व्यक्तिगत विवरण

1. Do not use Shri, Smt, Miss, Mrs, Ms, Dr, Ku, Kumari, Late as prefix of Mother Name and Father Name.
1. माता के नाम और पिता के नाम के उपसर्ग के रूप में श्री, श्रीमती, कुमारी, सुश्री डॉ, कु, कुमारी, स्वर्गीय का प्रयोग न करें।

NAME *

NAME IN HINDI *

GENDER *

DOB *

FATHER NAME / पिता का नाम *

FATHER NAME IN HINDI *

MOTHER NAME / माँ का नाम *

MOTHER NAME IN HINDI *

MOBILE NO. / मोबाइल नंबर *

EMAIL ID / ईमेल आईडी *

CASTE CATEGORY / जाति वर्ग *

Is PwDs? *

YES / हाँ NO / नहीं

RELIGION / धर्म *

NATIONALITY *

Fill Your Details

Upload Your Documents

Enrollment Form
6-step admission application

Exam Form Admit Card

Application Portal ronit Logout

INSTRUCTIONS PERSONAL **3 UPLOAD** 4 PREVIEW 5 CONFIRM

Upload Documents
Upload all required documents

Photo *

Click or drag & drop photo
JPG, PNG | Max 2MB

Signature *

Click or drag & drop signature
JPG, PNG | Max 5MB

Previous Marksheet *

Click or drag & drop marksheet
JPG, PNG, PDF | Max 5MB

Aadhaar Card (Front Side) *

Upload Your Documents

Preview Application

The screenshot displays a web application interface for an enrollment form. At the top, there is a header with the text "Enrollment Form" and "4-step admission application". To the right of the header are two buttons: "Exam Form" and "Admit Card". Below the header is a navigation bar with the text "Application Portal" and a "Logout" button. A progress bar is visible, showing five steps: "Registration", "Personal", "Upload", "Preview", and "Complete". The "Preview" step is currently active, indicated by a white circle with a blue outline. Below the progress bar, the "Preview Application" section is displayed, with the instruction "Review all information carefully before final submission". The "Personal Information" section contains the following details:

Full Name	ronit	Name in Hindi	रोनित
Father Name	praveen	Mother Name	shobha
Gender	Male	Date of Birth	09 August 2000
Category	Gen	Religion	Hindu
Email	anjanaraj524@gmail.com	Phone	8454756565
Nationality	Indian	Aadhaar ID	645343553434
ABC ID	653434343434	Attempt	1


Preview Application

Application Submitted


Enrollment Form
6-step admission application

Exam Form Admit Card

INSTRUCTIONS PERSONAL UPLOAD PREVIEW PAYMENT CONFIRM 6




Application Submitted!
Your application has been received and payment is confirmed.

 Your Enrollment Successfully done, Now you can fill exam form.

FM002022001
Save this number — it is your permanent identifier for all university communications

[Download Enrollment Form](#)

 Please save your **Enrollment Number, Application ID** and **Transaction ID** for future reference.

[Go to Home](#)

Application Submitted

Examination Roll Form

Exam Form

Fill your examination registration form

Exam Form

Admit Card

Examination Roll Form

National Institute of Ayurveda — Fill all details carefully before submission

1 Enrollment Lookup

2 Semester & Subjects

3 Review & Submit

STEP 1 Enter Form Number

Enter your **Enrollment Number** (e.g. ENR2604000023) or the **Form No.** printed on your Enrollment Form (e.g. 0000054).

Enrollment Number or Form Number *

e.g. ENR2504000001 or 0000054

Fetch Details

Examination Roll Form

Examination Roll Form

Exam Form

Fill your examination registration form

Exam Form

Admit Card

Examination Roll Form

National Institute of Ayurveda — Fill all details carefully before submission

1 Enrollment Lookup

2 Semester & Subjects

3 Review & Submit

STEP 1 Enter Form Number

Enter your **Enrollment Number** (e.g. ENR2604000023) or the **Form No.** printed on your Enrollment Form (e.g. 0000054).

Enrollment Number or Form Number *

e.g. ENR2504000001 or 0000054

Fetch Details

Examination Roll Form

Fetch Student Details

Exam Form

Fill your examination registration form

Exam Form Admit Card

1 Enrollment Lookup 2 Semester & Subjects 3 Review & Submit

STEP 1 Enter Enrollment Number

Enter your **Enrollment Number** (e.g. ENR2604000023) or the **Form No.** printed on your Enrollment Form (e.g. 0000054).

Enrollment Number or Form Number *

Fetch Details

Enrollment #ENR2604000043 verified ✓

STUDENT DETAILS (FROM ENROLLMENT FORM)

STUDENT NAME	FATHER NAME	MOTHER NAME
firoz	azam	asma
GENDER	DATE OF BIRTH	MOBILE
Male	2000-08-09	7564545454
EMAIL	CATEGORY	AADHAAR NO.
firoz22@gmail.com	Gen	756454545454
ABC ID	ATTEMPT	STATE
754645454545	1	Rajasthan
DISTRICT		
Azamgarh		

Panchkarma Technician | PANCHKARMA TECHNICIAN ATTEMPT BATCH-2023 && MAIN BATCH 2025 EXAM (March 2026)

Next: Select Semester & Subjects

Fetch Student Details

Semester & Subject Selection

Exam Form
Fill your examination registration form

[Exam Form](#) [Admit Card](#)

Examination Roll Form

National Institute of Ayurveda — Fill all details carefully before submission

1 Enrollment Lookup — 2 Semester & Subjects — 3 Review & Submit

STEP 2 Semester & Subject Selection

Exam Course
Panchkarma Technician | PANCHKARMA TECHNICIAN ATTEMPT BATCH-2023 && MAIN BATCH 2025 EXAM (March 2026)

Semester / Year *
Panchkarma Technician (1st YEAR) ▾

SELECT SUBJECTS FOR THIS SEMESTER

A-3001-F - 15
demo1

[← Back](#) [Next: Review & Submit →](#)

Semester & Subject Selection

Review & Submit Exam Form

Exam Form

Fill your examination registration form

Exam Form

Admit Card

1 Enrollment Lookup

2 Semester & Subjects

3 Review & Submit

STEP 3 Review & Submit

STUDENT DETAILS

Student Name

firoz

Mother Name

asma

Date of Birth

2000-08-09

Email

firoz22@gmail.com

Aadhaar No.

7564545454

Attempt

1

Father Name

azam

Gender

Male

Mobile

7564545454

Category

Gen

ABC ID

7546454545

State / District

Rajasthan, Azamgarh

EXAM DETAILS

Course

Panchkarma Technician

Roll No.

2604000027

Semester

Panchkarma Technician (1st YEAR)

Enrollment

ENR2604000043

SELECTED SUBJECTS

A-3001-F – demo1

By submitting you confirm all details are correct.

Review & Submit Exam Form

← Back

Submit & Download Admit Card

Thank You

NIA Jaipur